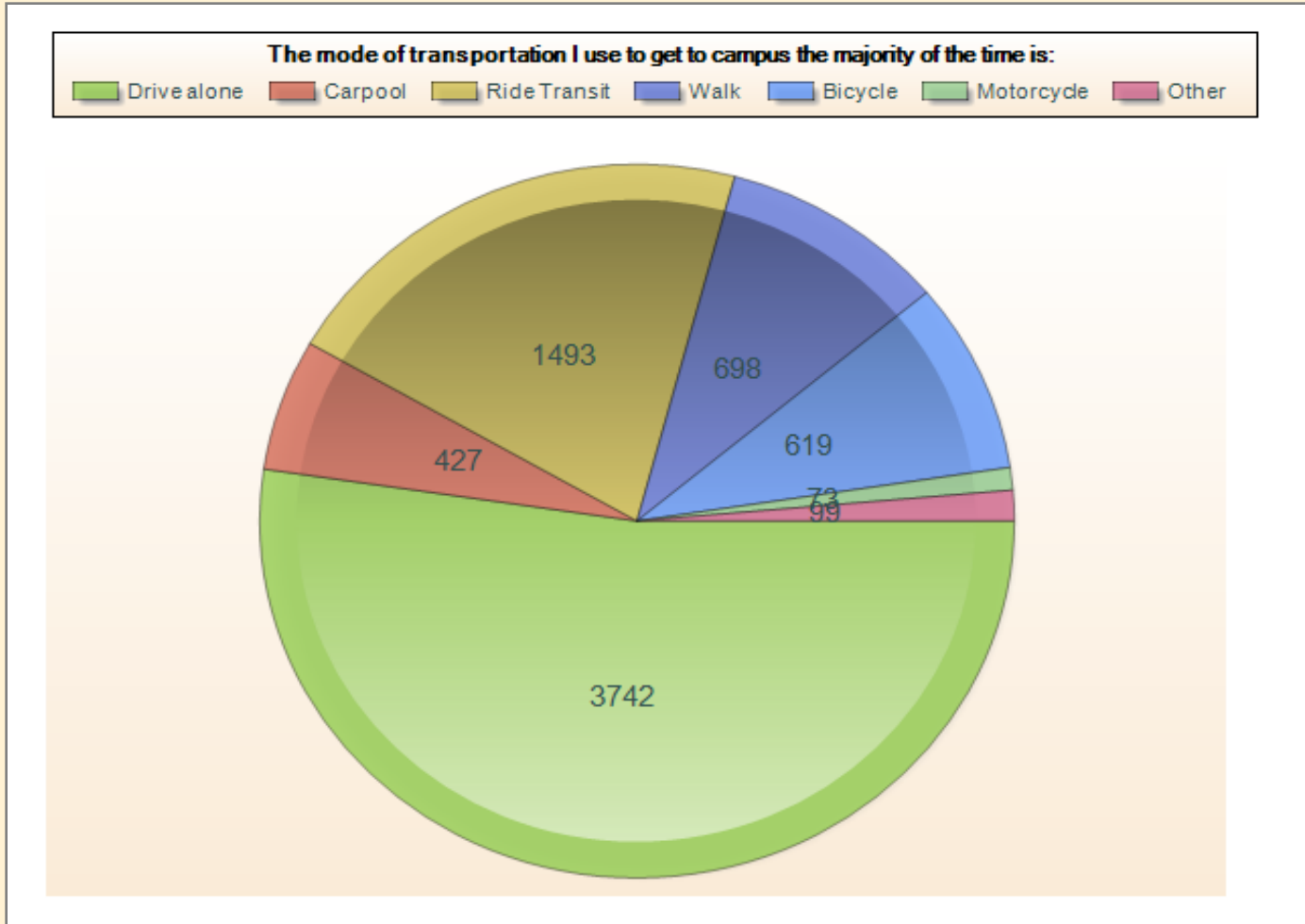


TAMU Mode Split Survey

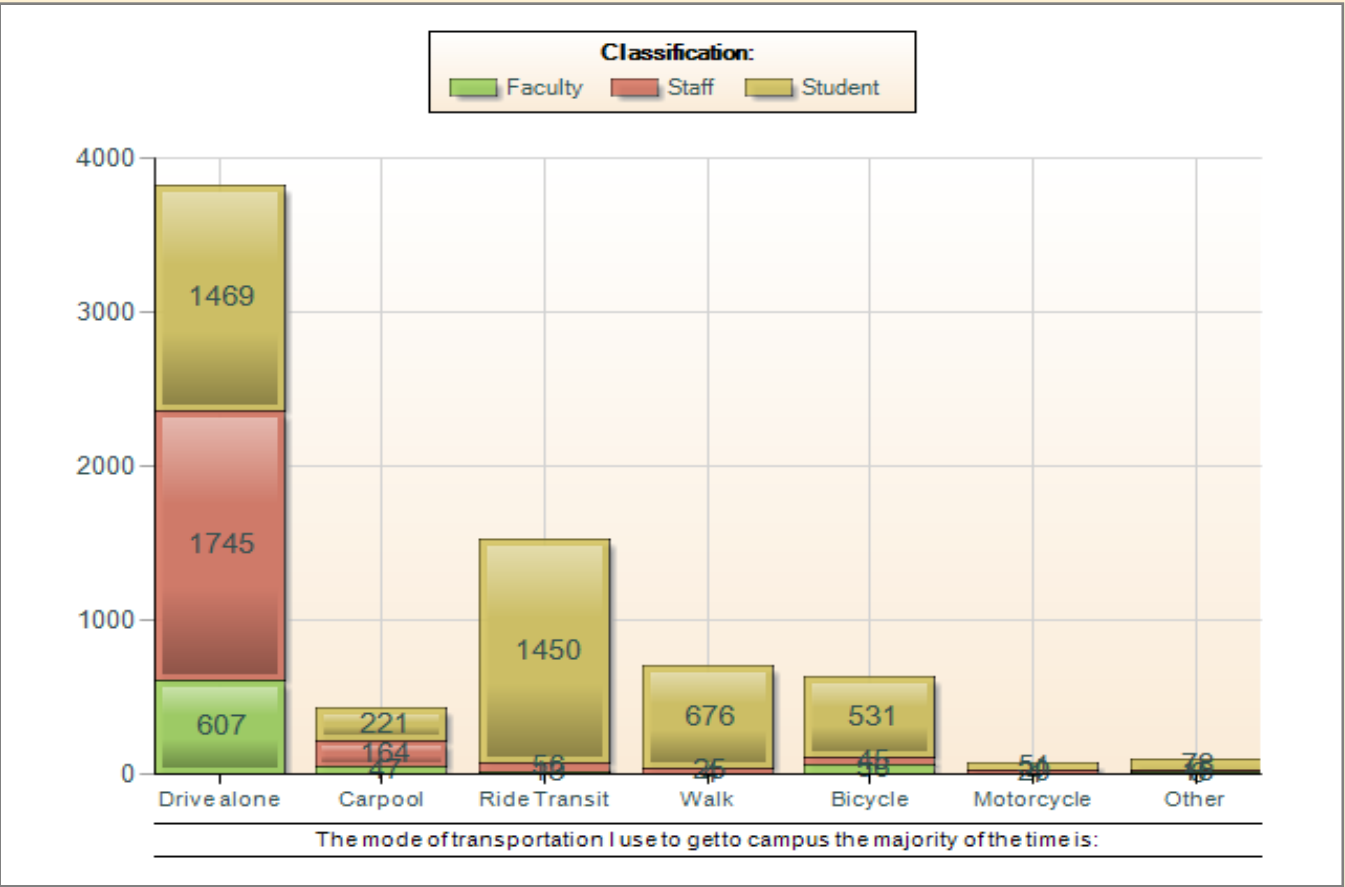
October 2011

The mode of transportation I use to get to campus the majority of the time is:



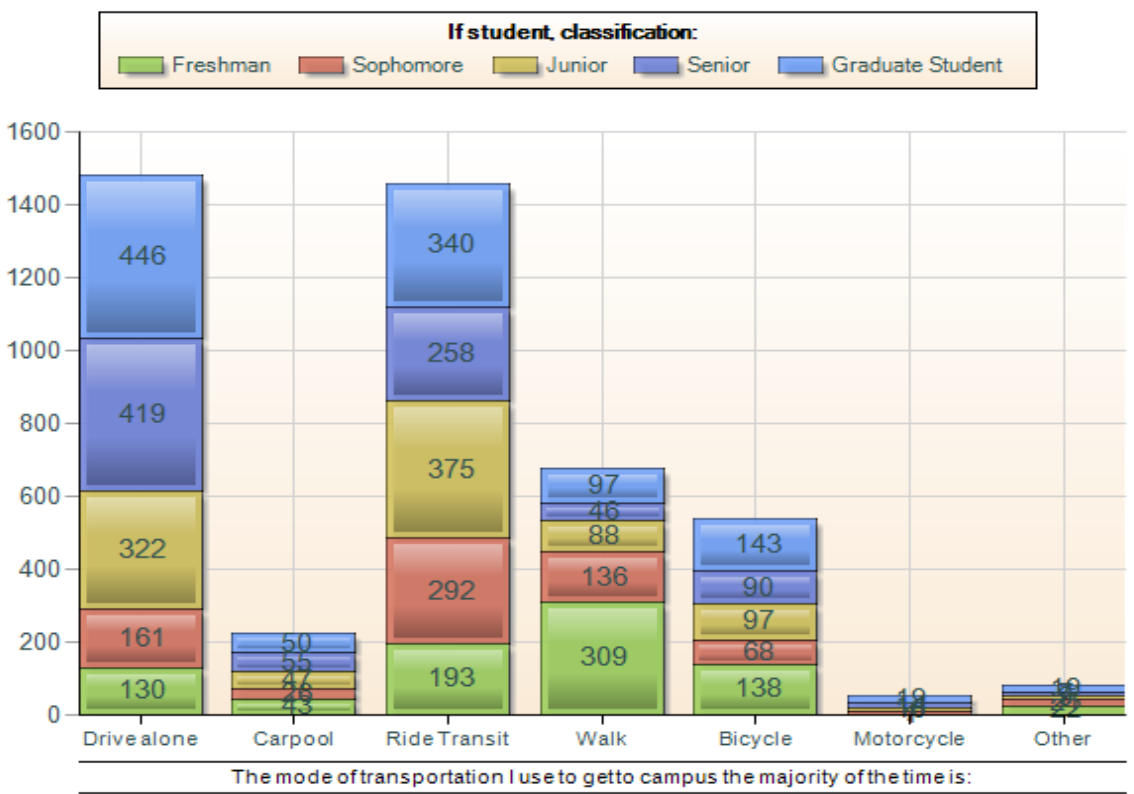
Drive alone	3742 (56 %)
Carpool	427 (6 %)
Ride Transit	1493 (22 %)
Walk	698 (10 %)
Bicycle	619 (9 %)
Motorcycle	73 (1 %)
Other	99 (1 %)

Mode By Customer Group



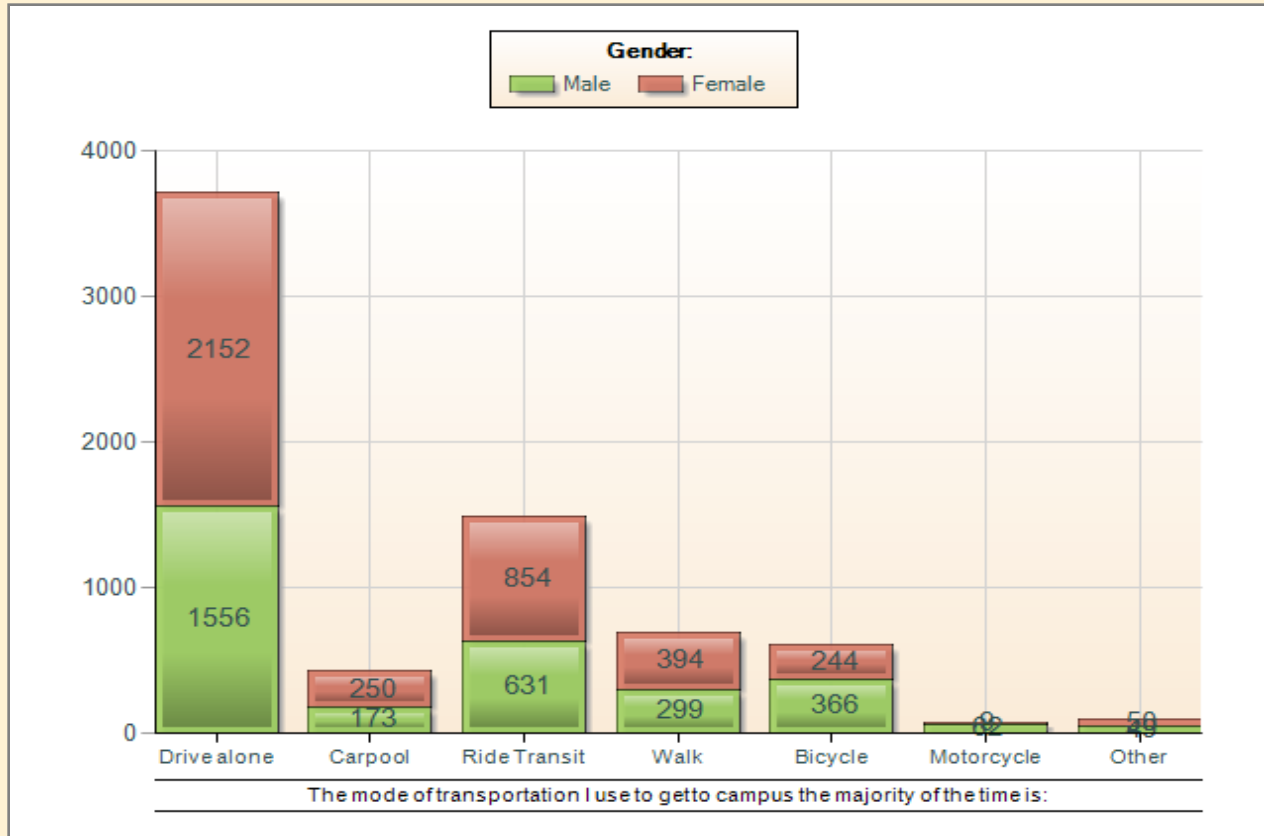
	Faculty	Staff	Student
Drive alone	607 (84 %)	1745 (86 %)	1469 (37 %)
Carpool	47 (6 %)	164 (8 %)	221 (5 %)
Ride Transit	13 (2 %)	56 (3 %)	1450 (36 %)
Walk	4 (1 %)	25 (1 %)	676 (17 %)
Bicycle	56 (8 %)	45 (2 %)	531 (13 %)
Motorcycle	4 (1 %)	20 (1 %)	51 (1 %)
Other	6 (1 %)	15 (1 %)	78 (2 %)

Mode By Student Classification



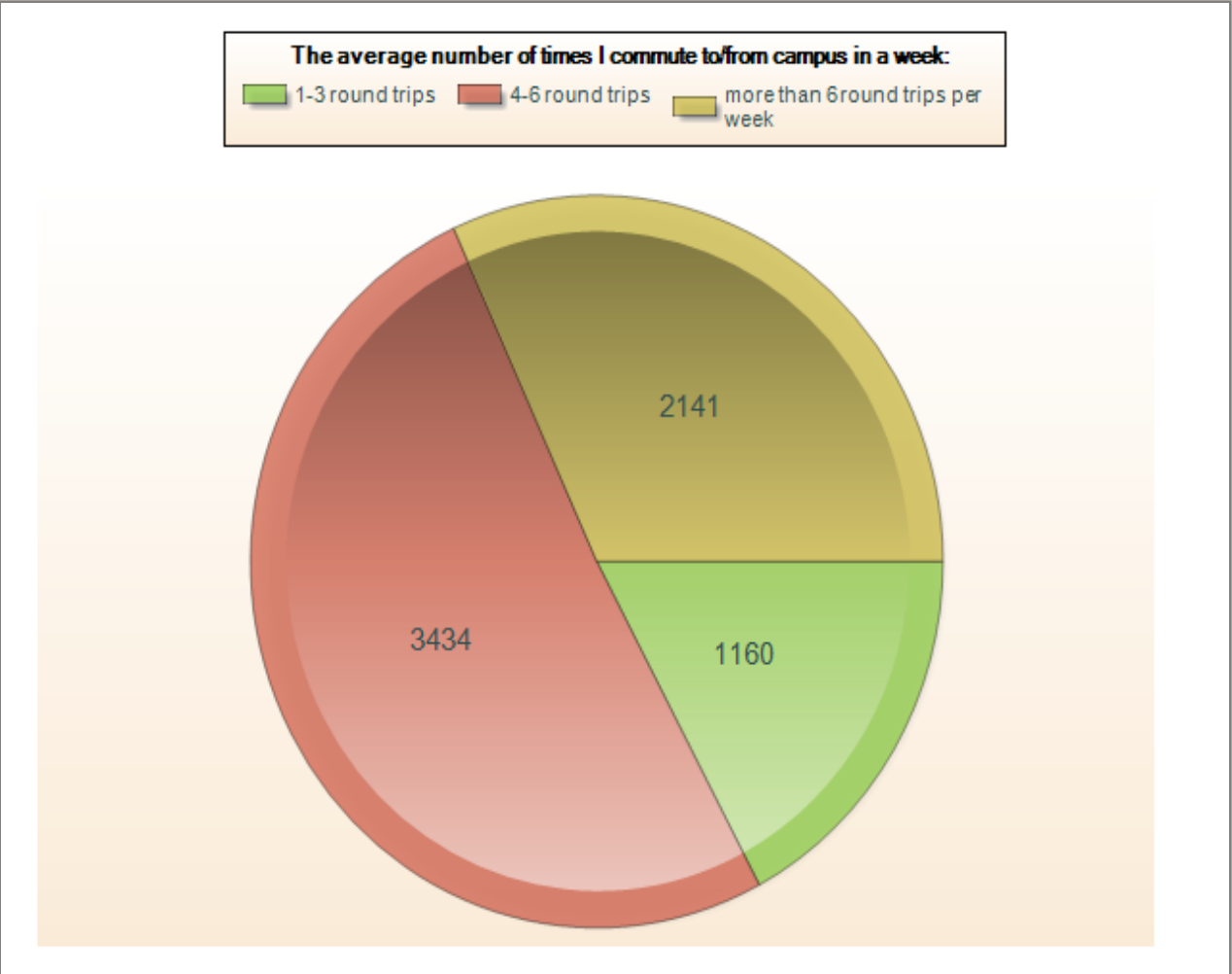
	Fresh man	Sopho more	Junior	Senior	Grad Student
Drive alone	130 (18 %)	161 (26 %)	322 (38 %)	419 (52 %)	446 (43 %)
Carpool	43 (6 %)	26 (4 %)	47 (6 %)	55 (7 %)	50 (5 %)
Ride Transit	193 (26 %)	292 (47 %)	375 (44 %)	258 (32 %)	340 (33 %)
Walk	309 (42 %)	136 (22 %)	88 (10 %)	46 (6 %)	97 (9 %)
Bicycle	138 (19 %)	68 (11 %)	97 (11 %)	90 (11 %)	143 (14 %)
Motorc ycle	1 (0 %)	7 (1 %)	10 (1 %)	14 (2 %)	19 (2 %)
Other	22 (3 %)	21 (3 %)	9 (1 %)	7 (1 %)	19 (2 %)

Mode By Gender



	Male	Female
Drive alone	1556 (53 %)	2152 (58 %)
Carpool	173 (6 %)	250 (7 %)
Ride Transit	631 (22 %)	854 (23 %)
Walk	299 (10 %)	394 (11 %)
Bicycle	366 (13 %)	244 (7 %)
Motorcycle	62 (2 %)	9 (0 %)
Other	49 (2 %)	50 (1 %)

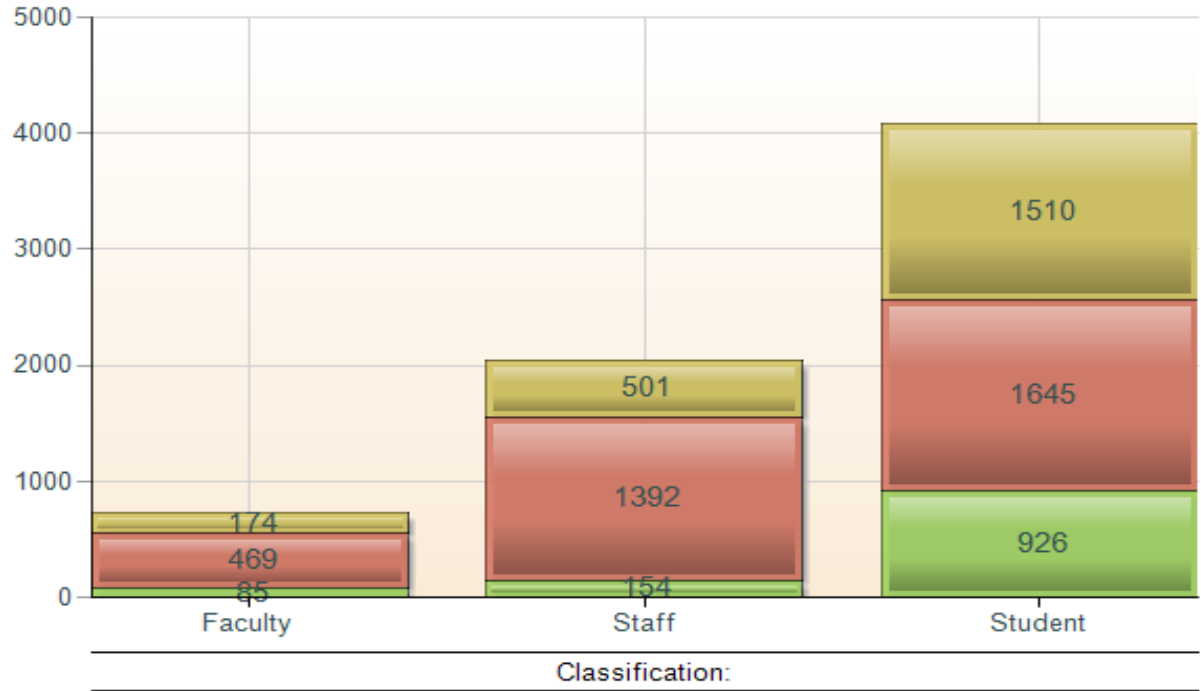
The average number of times I commute to/from campus in a week:



1-3 round trips	1160 (17 %)
4-6 round trips	3434 (52 %)
more than 6 round trips per week	2141 (32 %)

The average number of times I commute to/from campus in a week:

The average number of times I commute to/from campus in a week:
 1-3 round trips 4-6 round trips more than 6 round trips per week



	1-3 round trips	4-6 round trips	more than 6 round trips per week
Faculty	85 (7 %)	469 (14 %)	174 (8 %)
Staff	154 (13 %)	1392 (41 %)	501 (23 %)
Student	926 (80 %)	1645 (48 %)	1510 (71 %)